

# **GUTHRIE CSD**

# **2024-2025 Annual Report**

including the  
Texas Academic Performance Report (TAPR)

---

**Presented to School Board on 2/17/26**

# Contents of the 2024-2025 Annual Report

1. 2024-25 Texas Academic Performance Report (PDF TAPR)
  - District Report
2. PEIMS Financial Standard Report (2024-25 Financial Actual Report)
  - District Report
3. 2024-25 District Accreditation Status
4. Campus Performance Objectives
5. Report on Violent or Criminal Incidents on Campuses
6. Student Performance in Postsecondary Institutions
  - For each High School Campus in the District
7. Progress Toward Board-Adopted HB 3 Goals
  - District Report
  - Early Childhood Literacy and Math
  - CCMR
8. 2024-25 TAPR Glossary

# Section 1:

## Texas Academic Performance Report (TAPR)

---

The Texas Academic Performance Report (TAPR) is compiled using PEIMS and Student Assessment Data. It provides information on:

- The performance of students in the district and each campus, disaggregated by students groups, including ethnicity and socioeconomic status.
- Information on campus and district staff
- Information about campus and district programs
- Information regarding student and staff demographics

# Access to District and Campus Texas Academic Performance Reports (TAPR)

---

The Guthrie CSD full TAPR report and are available at the following link:  
[www.guthriejags.com](http://www.guthriejags.com)

or on TEA's website: [https://rptsvr1.tea.texas.gov/perfreport/tapr/tapr\\_srch.html?year=2025&lev=D](https://rptsvr1.tea.texas.gov/perfreport/tapr/tapr_srch.html?year=2025&lev=D)

# Guthrie CSD 2025 Accountability Ratings

---

Public Hearing: 2024-2025 Texas Academic Performance Report (TAPR)/Annual Report of Educational Performance.

## **2024-25 Texas Academic Performance Report (TAPR)**

**District Name: GUTHRIE CSD**

**District Number: 135001**

**2025 District Accountability Score: A**

***2025 Special Education Determination Status:***

***Meets Requirements***

# Special Education Determination Status

---

Represents an integrated determination level status based on an evaluation of data from multiple sources, such as Results Driven Accountability, Federally Required Elements and Data Integrity

Guthrie CSD's 2025 Special Education Determination Status:

**Meets Requirements**

# TAPR: STAAR Performance & School Progress

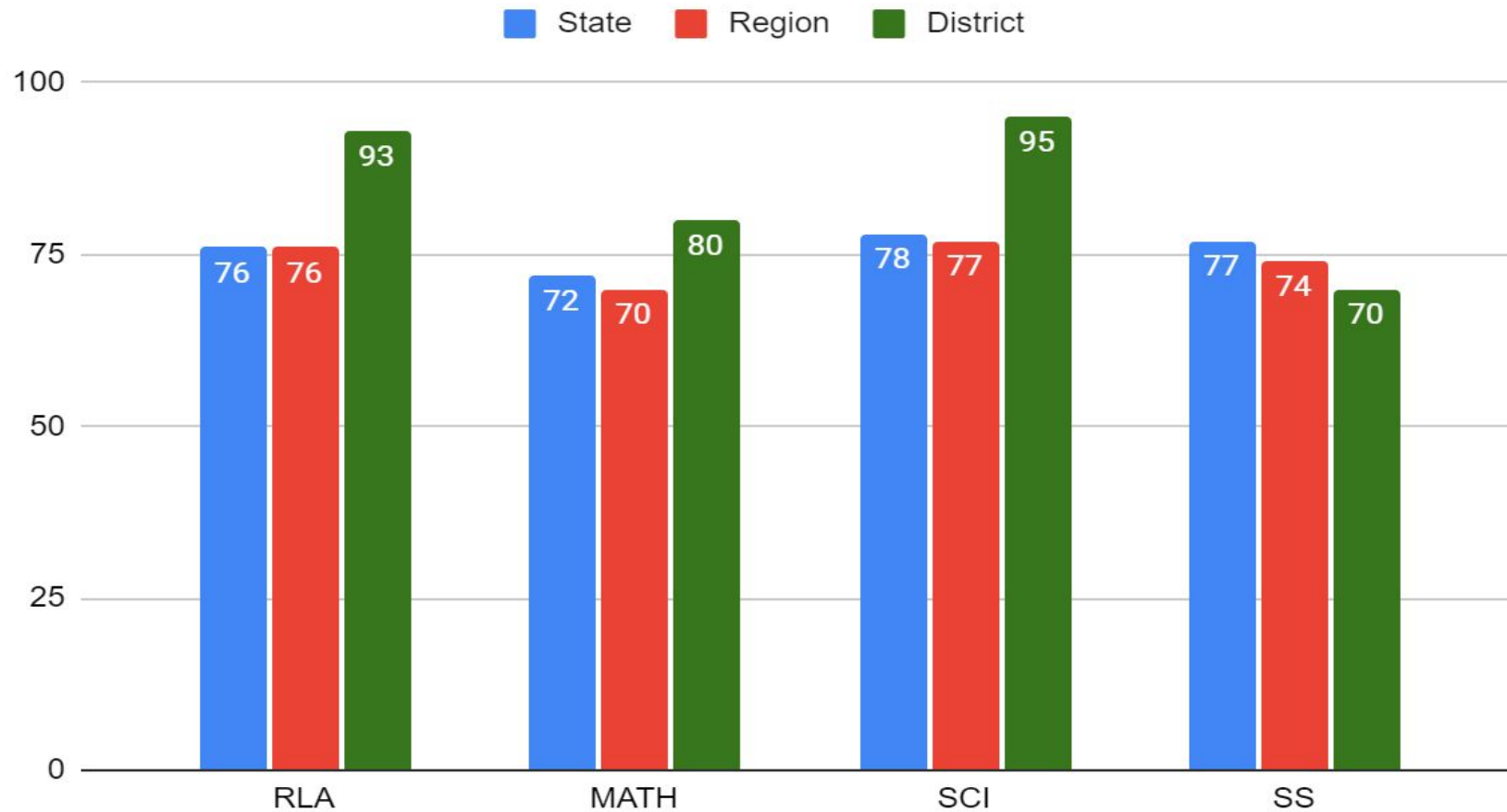
## (Reported for 2024 & 2025)

---

- All 3 Performance rates
  - Approaches Grade Level and Above
  - Meets Grade Level and Above
  - Masters Grade Level
- Reported for:
  - Each Assessment (including SAT/ACT for Accelerated Testers)
  - All Grades All Subjects
  - All Grades By Subject
  - By Enrolled Grade and EOCs at Meets Grade level or Above in Reading and Math
- School Progress
  - Annual Growth- Reported by grade and subject for RLA & Math
  - Accelerated Learning --Reported by grade and subject for RLA & Math

# Guthrie CSD 2025 STAAR Assessment Results

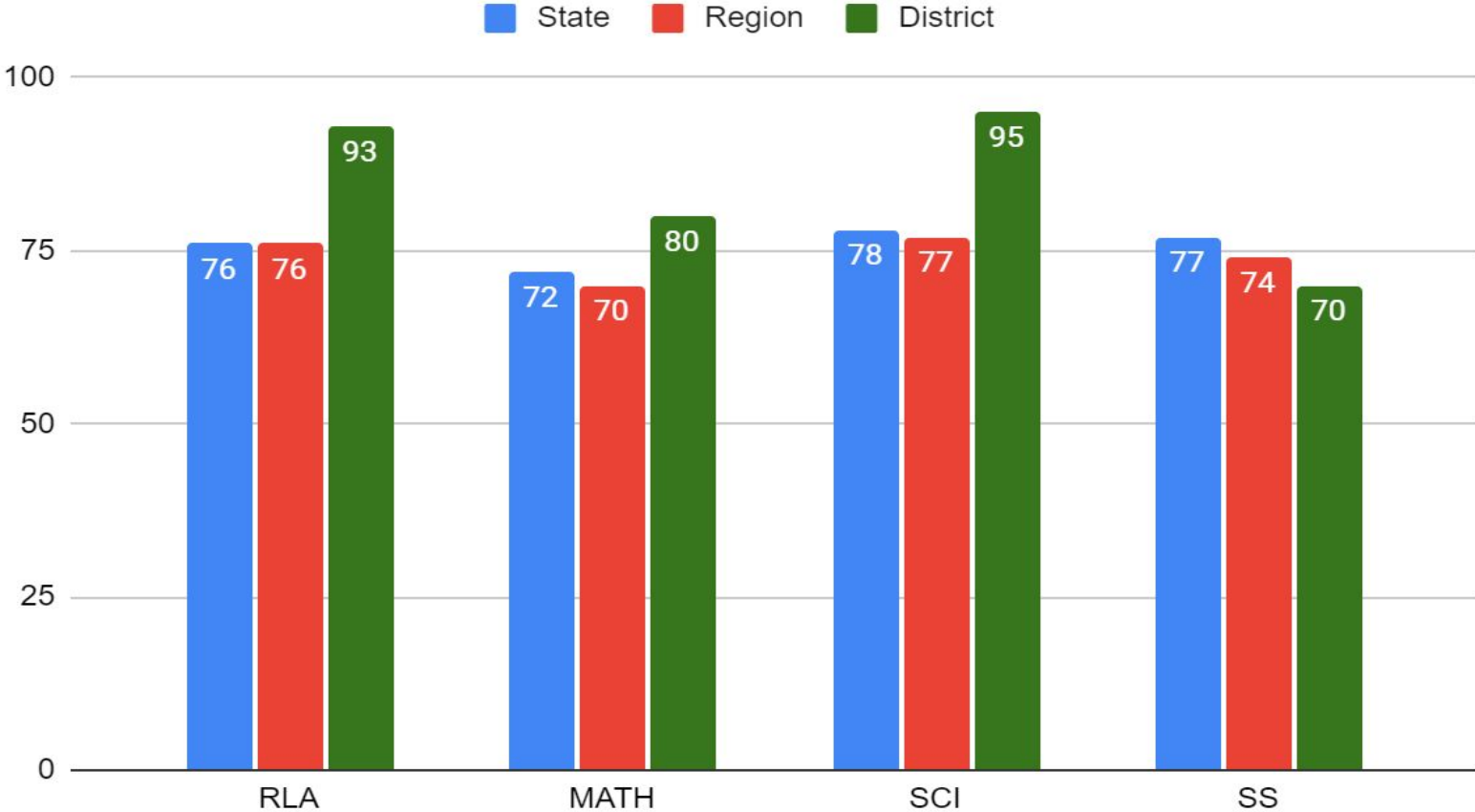
## Percent of All Students at Approaches Grade Level or Above



# Guthrie CSD 2024 STAAR Assessment Results

## Percent of Students at Meets Grade Level or Above

---

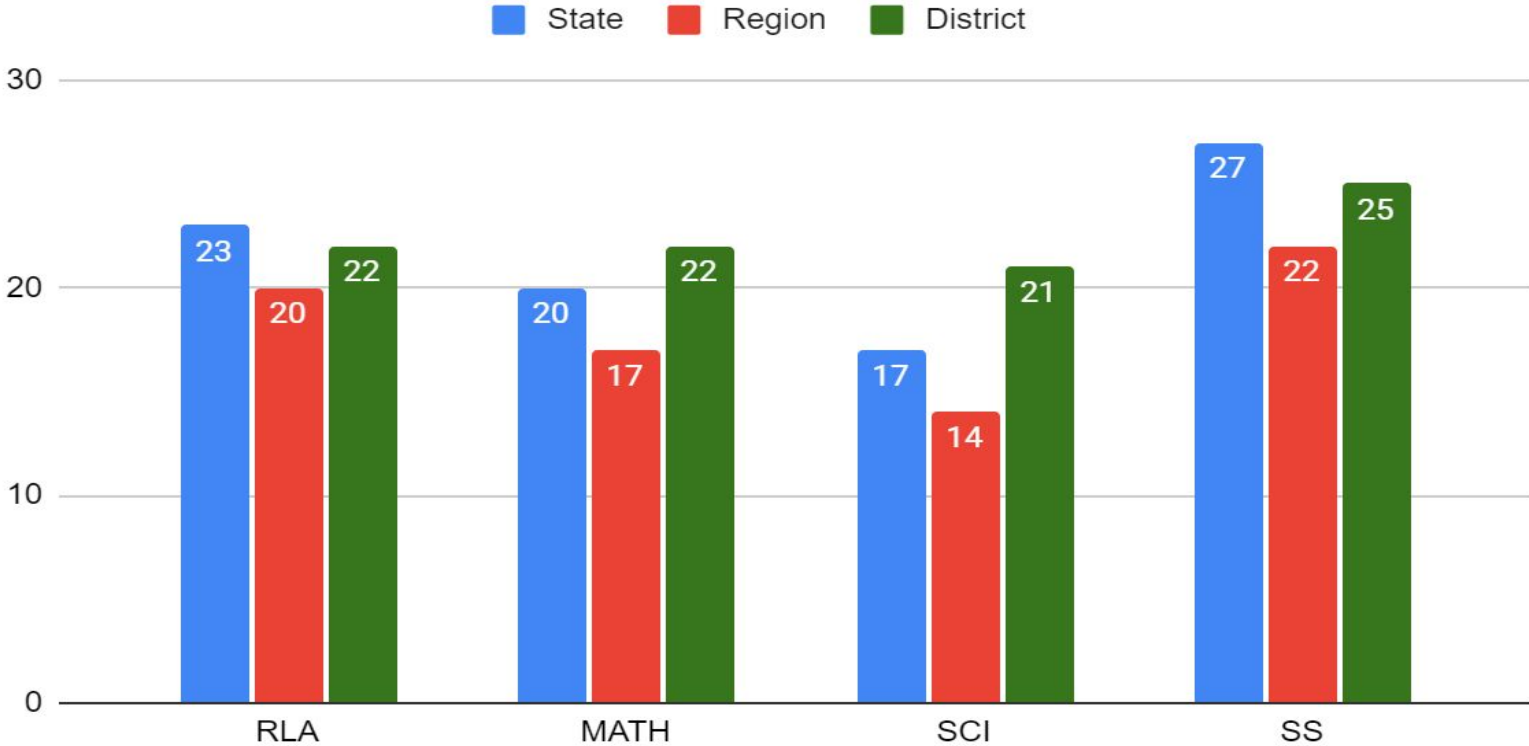


# Guthrie CSD 2024 STAAR Assessment Results

## Percent of Students at Masters Grade Level

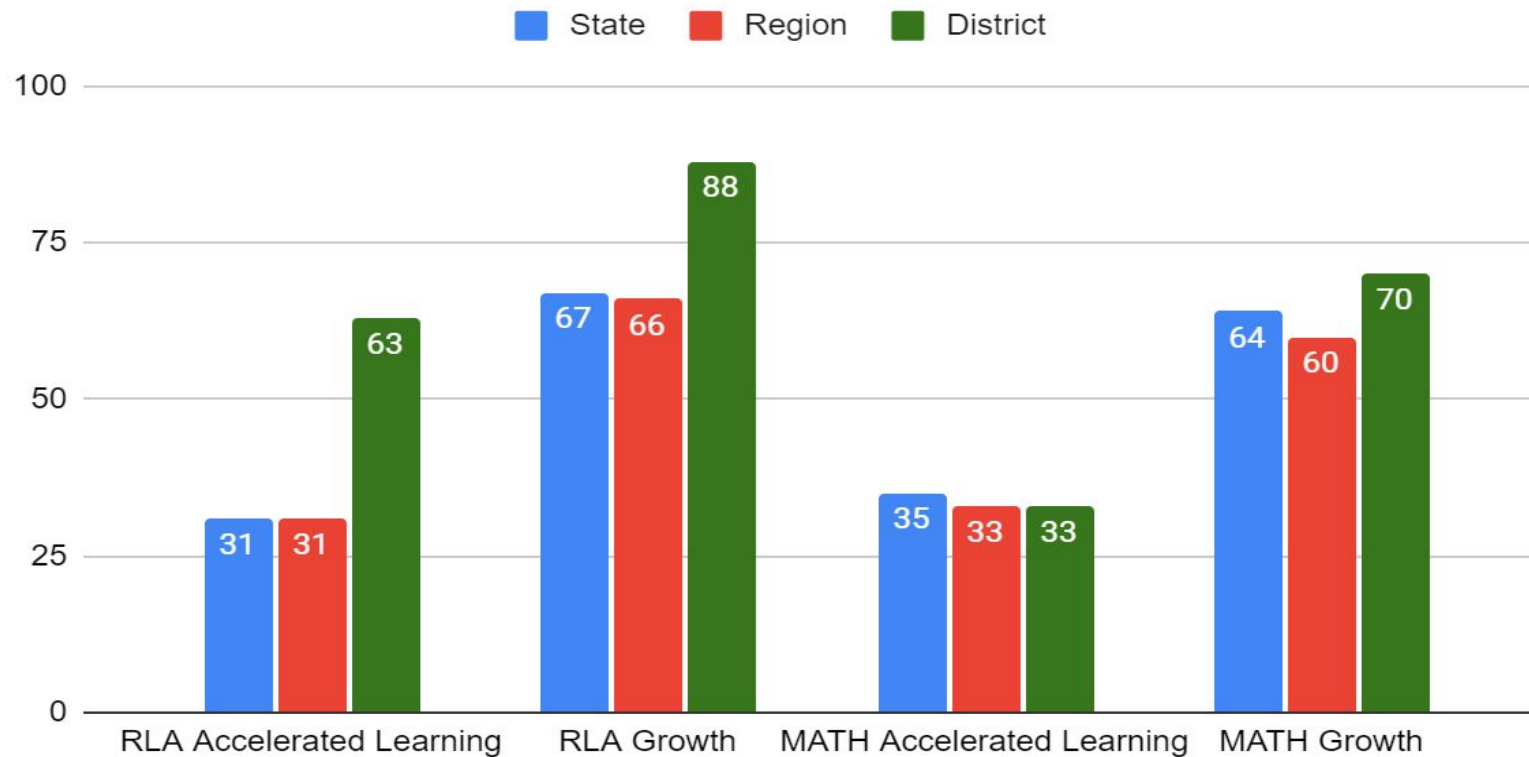
---

All Students - All Disciplines



# Guthrie CSD STAAR Assessment Results Annual Growth/Accelerated Learning

All Grades - Growth/Acceleration



# TAPR: Bilingual Education/ English as Second Language (BE/ESL)

---

- **Disaggregated data** for various BE/ESL program instructional models and groups
- **Bilingual STAAR Performance** – reported for 2024 and 2023
  - All Grades, All Subjects
- **Bilingual Annual Growth** - reported for 2024 and 2023
  - All Grades – RLA and Math
- **Bilingual Accelerated Learning** - reported for 2024 and 2023
  - All Grades – RLA and Math

# TAPR: STAAR Participation

---

- Reported for 2025 and 2024
- Data Reported
  - Assessment Participants
    - Included in Accountability
    - Not Included in Accountability: Mobile
    - Not included in Accountability: Other
    - Exclusions
  - Not Tested
    - Absent
    - Other
- Reported for All Tests and by Subject

# TAPR: Attendance/Graduation Rates, Graduation Profile

---

## **Attendance, Graduation, and Dropout Rates – reported for 2023-24 and 2022-23**

- Attendance Rate
- Chronic Absenteeism
- Annual Dropout Rate (Gr. 7-8 and Gr. 9-12)
- 4-year Longitudinal Graduation Rate
- 5-year Extended Longitudinal Graduation Rate
- 6-year Extended Longitudinal Graduation Rate
- 4-Year Federal Graduation Rate without Exclusions
- Graduation Plan Rates (Longitudinal and Annual)
  - RHSP/DAP Graduates, FHSP-E Graduates, FHSP-DLA Graduates, RHSP/DAP/FHSP-E/FHSP-DLA Graduates

## **Graduation Profile – 2023-24 Graduates**

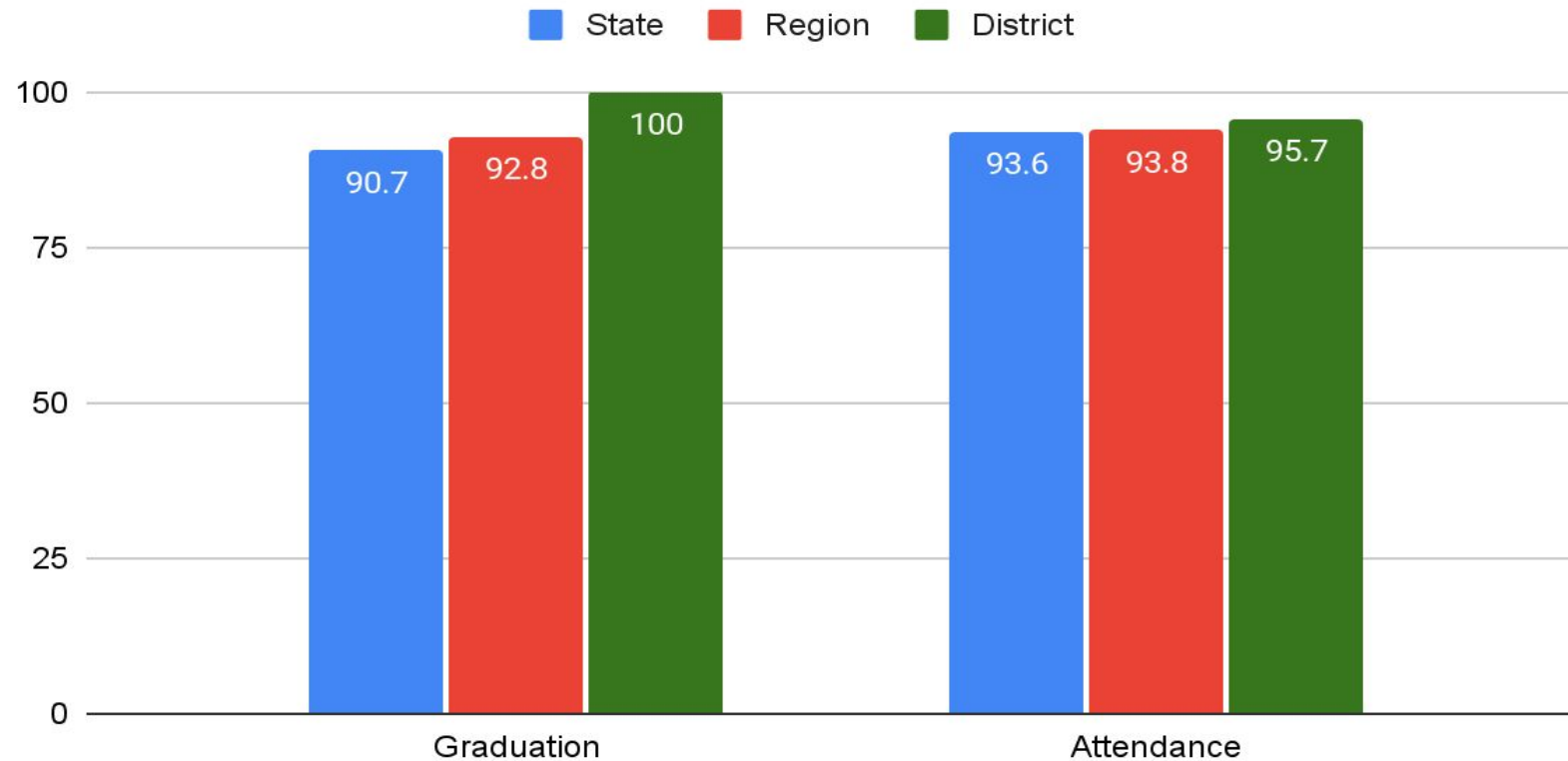
- Total Graduates
- By Ethnicity
- By Graduation Type
- By Program/Student Attribute (SpEd, EcoDis, EB/EL, At-Risk, CTE Completers)

# Guthrie CSD

## Attendance & Graduation Indicators

---

### 23-24 Graduation and Attendance



# IAPR: College, Career and Military Readiness

---

## **College, Career and Military Readiness (CCMR) - 2023-24 and 2022-23 graduates**

- CCMR Graduates
- College Ready Graduates (overall and by specific college ready indicator)
- Career/Military Ready Graduates (overall and by specific career/military ready indicator)

## **CCMR-Related Indicators - 2023-24 and 2022-23 graduates**

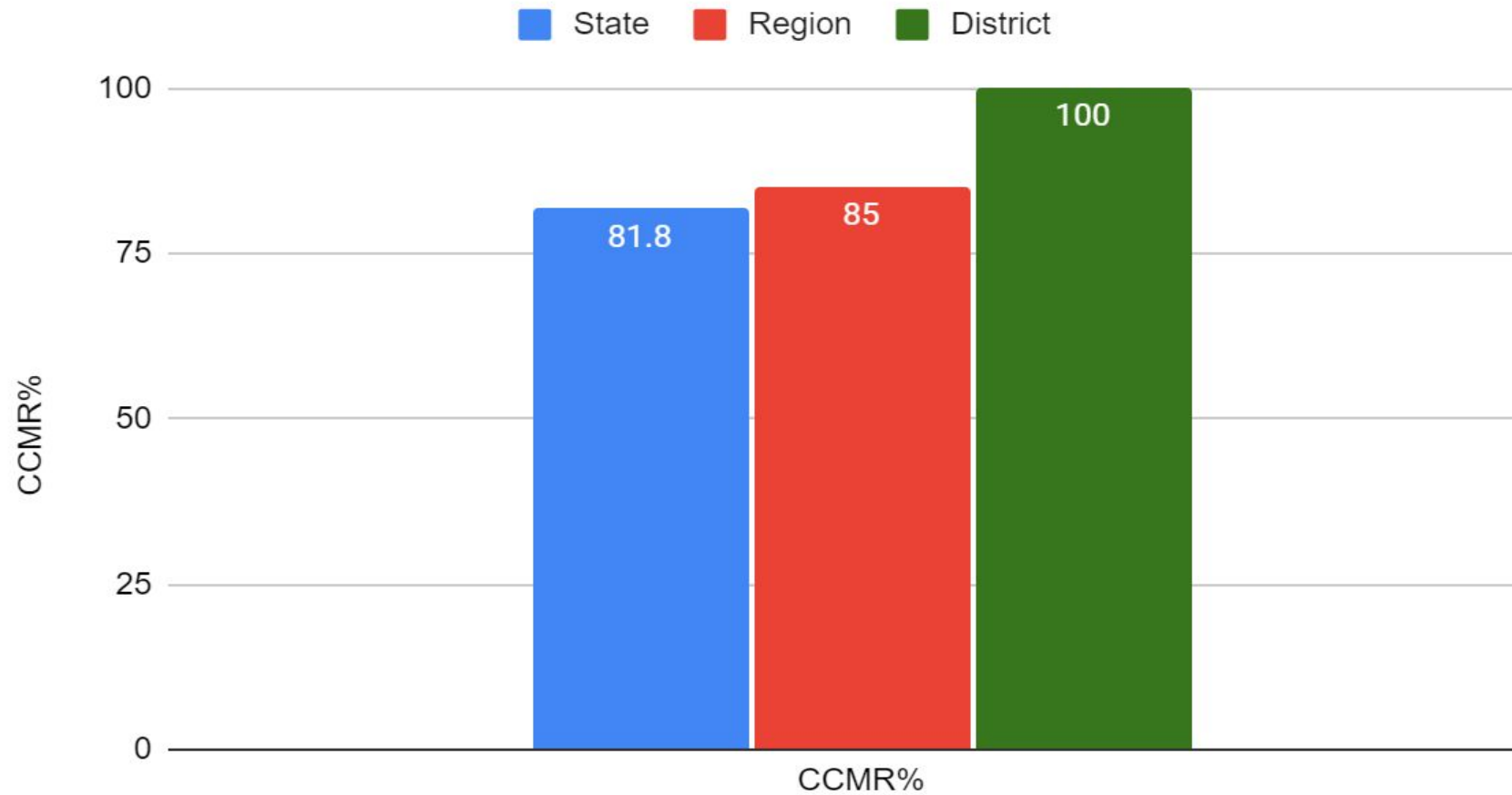
- TSIA Results
- Completed and Received Credit for College Prep Courses
- AP/IB Results
- SAT/ACT Results

## **Other Postsecondary Indicators**

- Advanced Dual-Credit Course Completion – 2023-24 and 2022-23 school years
- Graduates Enrolled in Texas Institutions of Higher Education (TX IHE) – 2023-24 and 2022-23 school years
- Graduates in TX IHE Completing One Year Without Enrollment in a Developmental Education Course – 2022-23 and 2021-22 school years

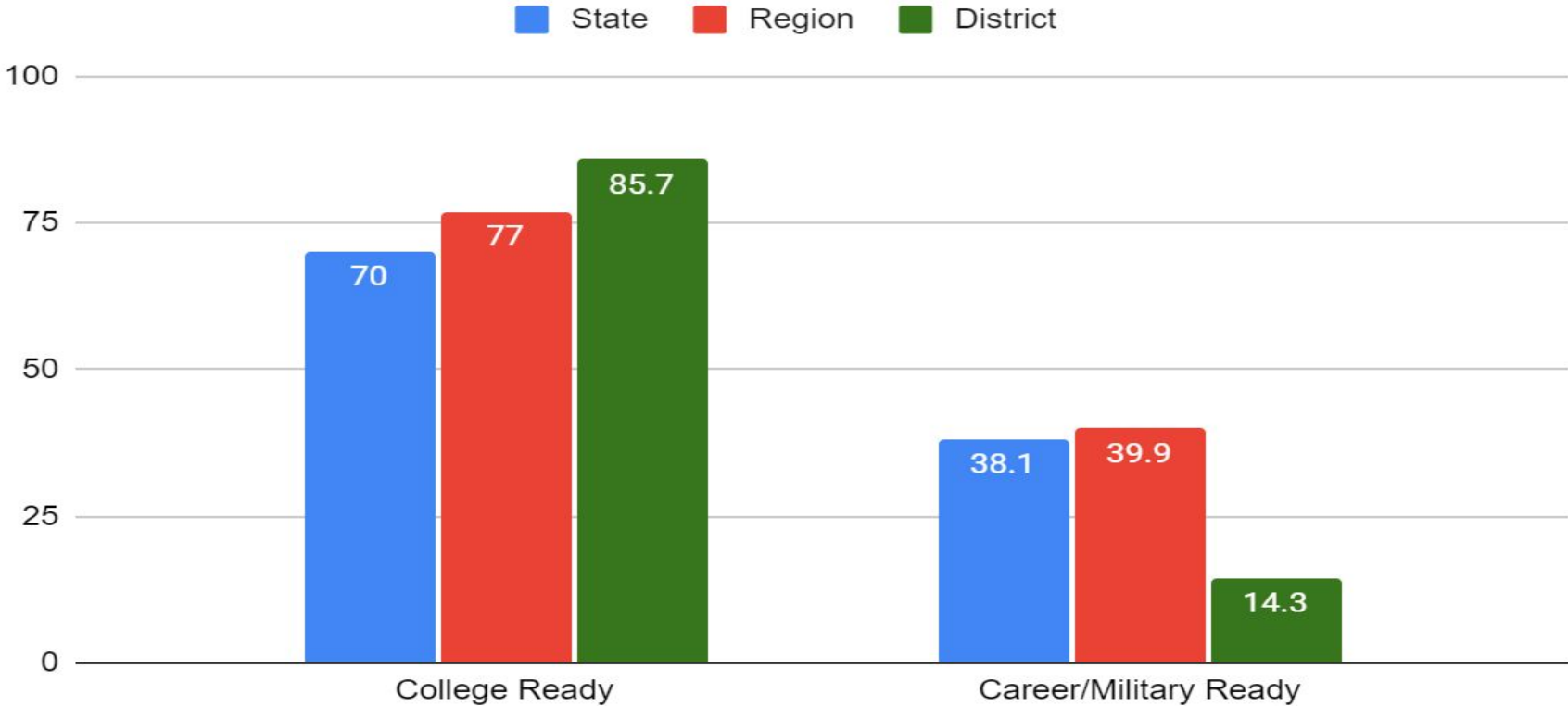
# College, Career, & Military Readiness (CCMR) Related Indicators

CCMR%

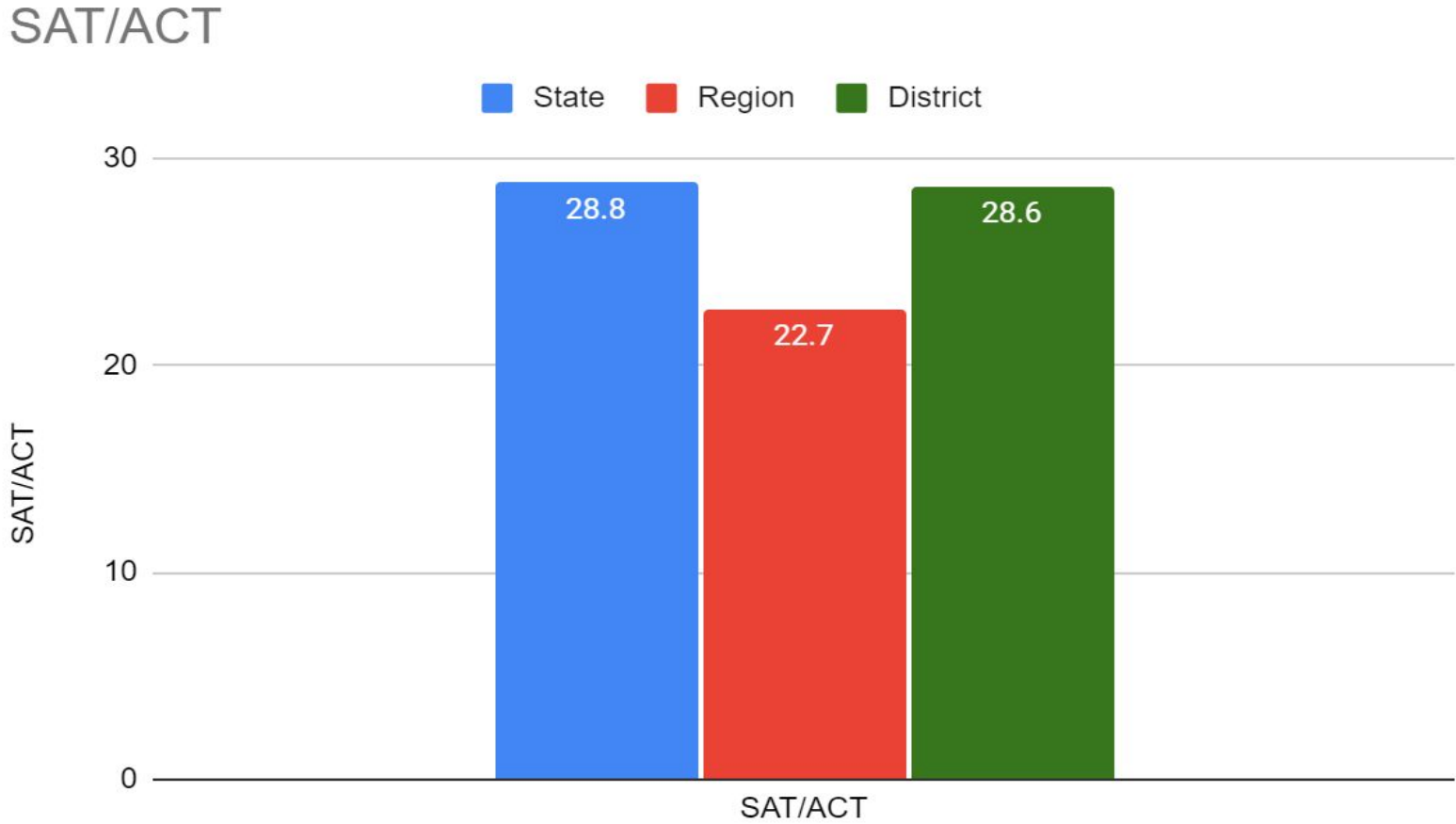


# CCMR Data for Class of 2024

College Ready and Career/Military Ready



# Percentage of Students At/Above Criterion on SAT/ACT



# TAPR: Student, Staff, & Program Information

---

## **Student Information**

- Student enrollment (including enrollment by grade level, by ethnicity, by certain student identification indicators, and students with disabilities by primary eligibility category) and other student information (including graduation information, retention rates, class size information, mobility, and student attrition)

## **Staff Information**

- Staff information (including total staff, staff by classification, teachers by ethnicity and gender, teachers by highest degree held and years of experience, experience of campus leadership, staff salary, and teacher turnover rate information)

## **Program Information**

- Student Enrollment by Program
- Teachers by Program (population served)

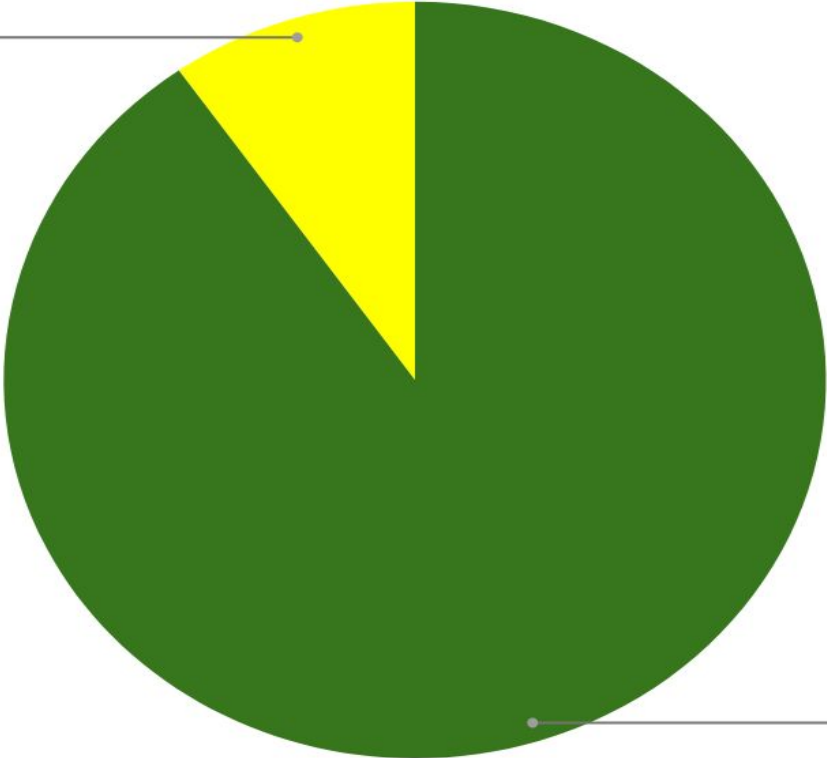
# Guthrie CSD Student Demographic Summary

## 92 Students

---

Guthrie CSD Demographics

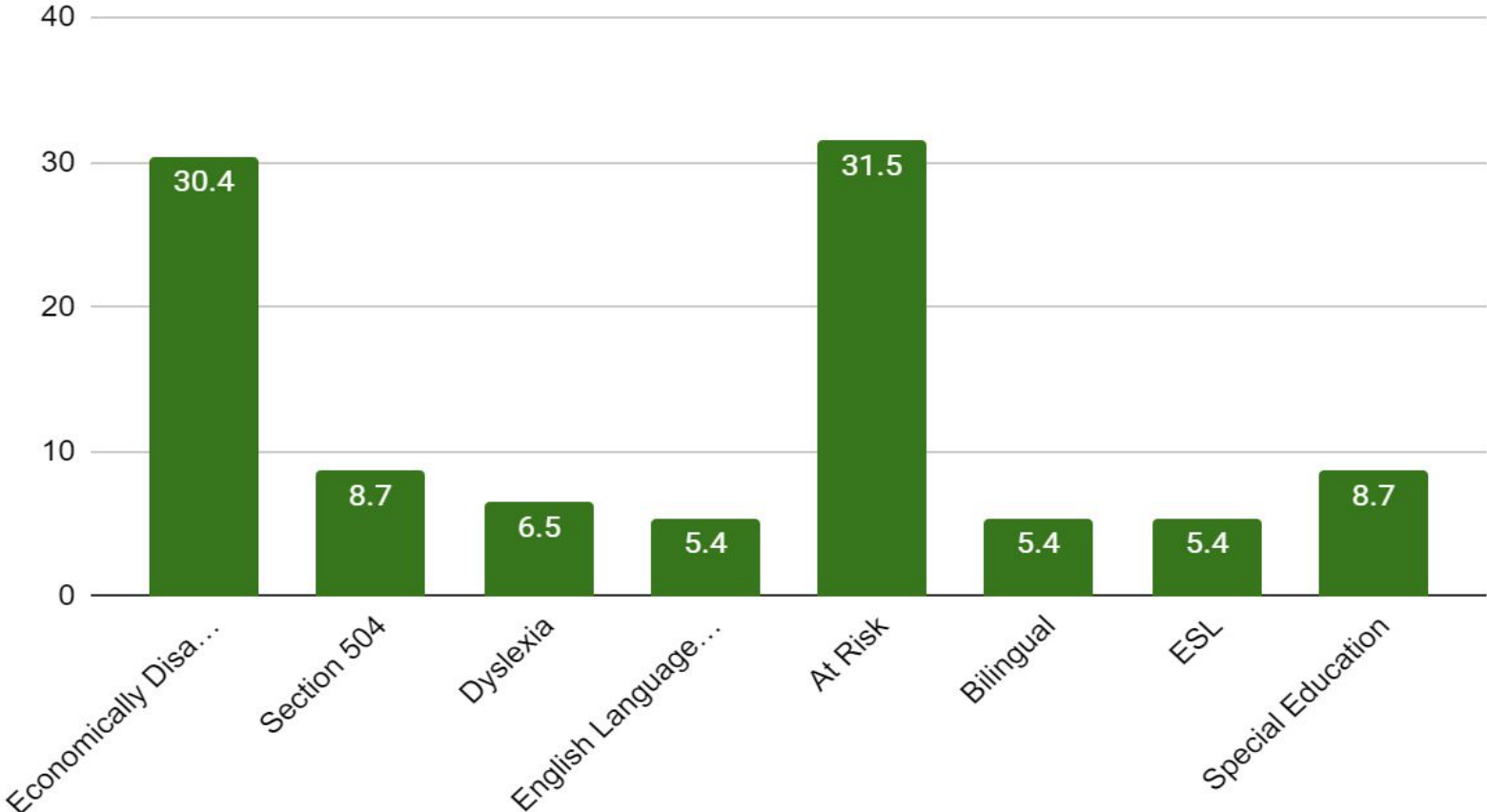
Hispanic  
9.7%



White  
90.3%

# Guthrie CSD Student Demographic Summary

## 92 Students



# Section 2: PEIMS Financial Standard Reports

---

## 2022-23 Actual Financial Data (District)

- Revenues
- Expenditures
- Disbursements
- Tax Rates
- Fund Balance
- [District data report finder](#)
- [Guthrie Report](#)

## 2022-23 Actual Financial Data (Campus)

- Expenditures by Object
- Expenditures by Function
- Program Expenditures by Program
- [Campus data reports finder](#)
- [Guthrie N/A](#)

# Section 3: District Accreditation Status

---

Each year TEA assigns one of four accreditation statuses to each district :

1. *Accredited*
2. *Accredited-Warned*
3. *Accredited-Probation*
4. *Not Accredited-Revoked*

In assigning an accreditation status to a district, TEA considers:

- Academic accountability ratings
- Financial accountability ratings
- Data integrity
- Program-area deficiencies identified through Results Driven Accountability (RDA)

Guthrie CSD's 2023-24 Accreditation Status is: ***Accredited***

# Section 4: Campus Performance Objectives

---

## District Improvement Plans (DIP)

- The District has developed and is implementing a DIP, as required by TEC §11.253
- The DIP includes **performance objectives** (approved by the Board) that are based on data analysis and needs assessments – including data reported in annual TAPR reports
- The District **periodically measures progress** toward its performance objectives
- Updated DIPs for the 2025-26 school year are posted on the district's website and are available for review at the district's central office

# Section 5: Report on Violent/Criminal Incidents

---

- Number, rate and type of violent or criminal incidents that occurred on each campus (to the extent permitted under FERPA)
  - [See handout with presentation packet](#)
- Descriptions of school violence prevention and intervention policies and procedures used to protect students Code of Conduct Link.... [https://www.paducahisd.org/286538\\_2](https://www.paducahisd.org/286538_2)
- Findings from evaluations (if any) conducted under the Safe and Drug-Free Schools and Communities Act

# Guthrie CSD Offense Summary Report 2024-2025 School Year

---

Date Run: 2/9/2026 8:12 AM

Cnty-Dist: 135-001 GUTHRIE COMMON SCHOOL

Campus: 001 Track: ALL

Guthrie Common School District

Offense Summary Report

Sch Year: 2024 - 2025

Program ID: SDS0800

Page: 1 of 1

Offense	Peims	Description	Level	Cyber	Prior to Cycle 1	Cycle 1	Cycle 2	Cycle 3	Cycle 4	Cycle 5	Cycle 6	After Cycle 6	Total
0404		Disruption out of class	2	0	0	0	0	0	0	2	0	0	2
Total:				0	0	0	0	0	0	2	0	0	2

Cyber	Prior to Cycle 1	Cycle 1	Cycle 2	Cycle 3	Cycle 4	Cycle 5	Cycle 6	After Cycle 6	Total
0	0	0	0	0	0	2	0	0	2

# Section 6: Student Performance in Postsecondary Institutions

---

TEC Section §29.306 requires each district to publish, as part of its Annual Report, a report on student performance in postsecondary institutions during the first year enrolled after graduation from high school.

The most current report is for the 2023-2024 graduates.

- Student performance is measured by the Grade Point Average (GPA) earned by 2022-2023 high school graduates who attended public 4-year and 2-year institutions of higher education in fiscal year 2024.
- For each student, the grade points and college-level semester credit hours earned by the student in Fall 2023, Spring 2024, and Summer 2024 are added together and averaged to determine the GPA.
- Data for Guthrie CSD and all other Texas districts is available at the following link:  
<http://www.txhighereddata.org/index.cfm?objectid=5BFD5120-D971-11E8-BB650050560100A9>

# Section 8: TAPR Glossary

---

The 2024 TAPR Glossary can be accessed at the following link:

<https://rptsvr1.tea.texas.gov/perfreport/tapr/2024/glossary.pdf>

# Annual Report Availability

---

Guthrie CSD's Annual Report will be available to the public within 2 weeks after this meeting on the Guthrie CSD website: <https://www.guthriejags.com>

A paper copy of the Annual Report are also available for review at the Guthrie CSD Administration Building, located at 301 Jaguar Ln.